



INTRODUCTION

Valero’s most important measure of success has always been the health and safety of its employees, contractors, customers and neighbors. Valero cares about your safety and the safety of the environment. Our vision is to be the operator and partner of choice for customers, business owners, public officials, employees and communities.

To achieve this vision, Valero employs a pipeline safety program that allows the company to manage all operations in a manner that protects the environment and the safety of employees, customers, contractors and the public while fully complying with all federal, state and local regulations. Valero’s principles and beliefs are that safety and environmental performance are mandatory for our success and come first, no matter how urgent the job. Employees have the personal right, responsibility and ability to prevent accidents and Valero believes that accidents and unauthorized releases are unacceptable.

Valero commits to continually improve health, safety, and environmental (HSE) performance by proactively evaluating its operations and implementing programs and practices with a goal to reduce the number of pipeline accidents to zero. Valero invests significant time and capital designing, installing, testing, operating and maintaining pipeline systems in accordance with federal, state and local requirements.

Valero operates approximately 625 miles of DOT regulated pipelines that transport crude oil, refined products and natural gas.

VALERO PUBLIC AWARENESS AND DAMAGE PREVENTION PROGRAMS

Public Awareness Program:

The purpose of the Valero Pipeline Public Awareness Program is to enhance safety and environmental protection through increased public awareness and knowledge. Public awareness programs should raise the awareness of the affected public

and key stakeholder audiences of the presence of pipelines in their communities and increase their understanding of the role of pipelines in transporting energy. Increasing awareness in the communities reduces the likelihood and potential impact of emergencies and releases through education and programs.

Pipeline Surveillance:

Pipeline surveillance is a continuous operation. Right-Of-Way patrols are performed at regular frequencies by either aircraft, vehicle or on foot.

Pipeline Monitoring:

Monitoring equipment relays product characteristics such as flow rate, pressure and pumping status to the Valero Pipeline Control Room (PCR). The PCR operates 24 hours a day, 7 days a week. Deviations from normal flow conditions are detected, thus providing the PCR / Controller with information that can be used to rapidly evaluate changes in flow and pressure conditions. The Controller takes appropriate action based on this information.

Pipeline Location and Markers:

Markers are placed along pipeline routes to indicate general pipeline locations along rights-of-way and at public road, rail and river crossings. These markers display the product being transported, the pipeline operator name and an emergency telephone number. Markers do NOT indicate the exact locations, depths or numbers of pipelines located within rights-of-way.

EMERGENCY CONTACT:
1-866-423-0898

PRODUCTS/ DOT GUIDEBOOK ID#/ GUIDE#:		
Crude Oil	1267	128
Diesel	1993	128
Gasoline	1203	128
Jet Fuel	1863	128

TENNESSEE
COUNTIES OF OPERATION:

Shelby

Changes may occur. Contact the operator to discuss their pipeline systems and areas of operation.

OneCall and 811:

Valero is a member of the OneCall notification system in each state in which we operate. State law requires OneCall notification from anyone planning to dig or construct near a pipeline. You are required to call no less than three working days before beginning an excavation activity. Calling 811 is a free service.

Your state’s OneCall center will notify Valero of your intent to dig. Company personnel will review the information and notify you if it is safe to dig. If necessary, a Valero representative will locate and mark the pipeline location. In some cases a company representative will remain on-site during excavation near our pipeline.

Many states require that pipeline damage be reported to the owner and/or the OneCall Center by dialing 811. If you strike a Valero pipeline, stop and contact the Valero emergency notification hotline at 866-423-0898 immediately. The pipeline must be inspected for damage and repaired as necessary. Minor








**Know what's below.
 Call before you dig.**

scrapes, gouges, dents or creases to the pipeline or its coating could cause future safety problems.

- Do not attempt to repair the damage yourself.
- Do not cover the damaged pipeline
- If a line is ruptured or leaking, call **911**.

You'll know what's below by the different flags, stakes and paint

-  **Red** - Electric
-  **Yellow** - Gas, oil or petroleum
-  **Orange** - Communications
-  **Blue** - Potable water
-  **Purple** - Reclaimed water, irrigation
-  **Green** - Sewer
-  **White** - Proposed excavation
-  **Pink** - Temporary survey

PIPELINE LEAKS

How to recognize a pipeline leak
The best way to recognize a pipeline leak is to use your senses of sight, sound and smell. Your first concern should be for personal safety and the safety of those around you.

Look for:

- Liquid on the ground
- Rainbow sheen on water
- Dead vegetation
- Dirt blowing into the air
- Low lying vapor cloud
- Mud or water bubbling up
- Frozen ground

Listen for:

- A spewing, hissing or roaring sound

Smell for:

- Hydrocarbon odor
- Rotten egg odor

What to do in a leak occurs

- Evacuate the area immediately by foot and in a direction upwind from any vapors or fumes;
- Eliminate ignition sources (static electricity, electric devices, communication devices, motor vehicles, tools, etc.);
- Warn others to stay clear of the area;
- Call 911 or local emergency officials;

- Call the Valero emergency notification hotline at **866-423-0898**, and give your name, phone number, a description of the leak and its location.

DO NOT:

- Attempt to extinguish a fire;
- Operate any pipeline valves or other equipment;
- Walk or drive into leak or vapor cloud;
- Make contact with liquid or vapor.
- Attempt to move vehicles or equipment from the area.

VALERO EMERGENCY RESPONSE, RESOURCES AND CAPABILITIES

Emergency Condition:

An emergency condition exists if any one or combination of the following events occurs on a pipeline:

- Fire or explosion
- Natural disaster
- Accidental release of vapors and/or liquids
- Hazard caused by operational failure
- Act of sabotage

Emergency Response and Capabilities

Should a pipeline emergency occur, Valero's actions will be directed first toward protecting people, then toward protecting the environment and property. Valero has a local Emergency Response Plan prepared to handle emergencies which includes the use of an Incident Command System when appropriate. Valero will coordinate with local emergency officials to secure the area, stabilize the situation, repair the facility and restore operations.

Controllers in the Control Center are authorized to shut down pipeline operation as necessary during an emergency. Once operators arrive at the site of the emergency, they evaluate the situation and take appropriate action to mitigate consequences and identify any additional hazards.

Equipment and personnel for emergency response are supplied to Valero by contracted Oil Spill Removal Organization (OSROs). These OSROs are available 24-hours a day and have equipment located throughout the various regions and capabilities to provide initial and long term spill response throughout the "facility" coverage areas. They provide the necessary expertise and equipment to properly minimize environmental damage and product recovery.

HOW TO GET MORE INFORMATION

For information about Valero's Integrity Management Program or other Pipeline Safety Programs, email us at ValeroIMP@valero.com.

For information about Valero's local Emergency Response Plan, email us at ValeroER@valero.com.

To view and download maps of all transmission pipelines in your community, visit the National Pipeline Mapping System website at www.npms.phmsa.dot.gov.

For your state's One-Call requirements, please visit: <https://call811.com>. Refer to the SDS information contained at the conclusion of the informational packet for complete safety and hazard information.